

# Scaling theory for quasibrittle structural failure

Zdeněk P. Bažant\*

Departments of Civil Engineering and Materials Science, Northwestern University, 2145 Sheridan Road, CEE/A135, Evanston, IL 60208

This contribution is part of the special series of Inaugural Articles by members of the National Academy of Sciences elected on April 30, 2002.

Contributed by Zdeněk P. Bažant, June 8, 2004

This inaugural article has a twofold purpose: (i) to present a simpler and more general justification of the fundamental scaling laws of quasibrittle fracture, bridging the asymptotic behaviors of plasticity, linear elastic fracture mechanics, and Weibull statistical theory of brittle failure, and (ii) to give a broad but succinct overview of various applications and ramifications covering many fields, many kinds of quasibrittle materials, and many scales (from  $10^{-8}$  to  $10^6$  m). The justification rests on developing a method to combine dimensional analysis of cohesive fracture with second-order accurate asymptotic matching. This method exploits the recently established general asymptotic properties of the cohesive crack model and nonlocal Weibull statistical model. The key idea is to select the dimensionless variables in such a way that, in each asymptotic case, all of them vanish except one. The minimal nature of the hypotheses made explains the surprisingly broad applicability of the scaling laws.

Discovery of the concept of stress and strength by Galileo (1) may, in retrospect, be regarded as the first scaling theory of solid mechanics. This theory, now known to apply only to elastoplastic behavior, captures the fact that, under controlled load  $P$ , geometrically similar structures of different sizes  $D$  fail at the same nominal stress  $\sigma_N$ , defined as the maximum stress in the structure (if no stress singularities exist) or simply as  $\sigma_N = P/D^2$  or  $P/bD$  for three- or two-dimensional scaling ( $b =$  structure thickness). Any departure from such scaling came to be known as the “size effect.”

About 350 years ago, Mariotte (2) pointed out that a size effect must arise because the local material strength is random and its minimum encountered in a structure decreases with  $D$ . Nevertheless, proper mathematical formulation of this idea had to wait until 1939. That year, Weibull (3) experimentally demonstrated that  $\sigma_N$  for brittle structures has the probability distribution that came to bear his name, although already in 1928 this distribution was derived by Fischer and Tippett (4) as the only possible limiting distribution with a threshold for the minimum of a set of  $n$  independent random variables for  $n \rightarrow \infty$ . The tail of this distribution is a power law, from which Weibull deduced that the statistical size effect is also a power law, the exponent of which is a function of the coefficient of variation  $\omega$  of material strength.

For half a century afterward, whenever a size effect was observed, it was generally attributed to Weibull theory (3, 5, 6), which was amply confirmed for fatigued metals and fine-grained ceramics. However, beginning with studies of concrete for nuclear reactors during 1970–1985, it gradually transpired that Weibull theory does not apply to materials now termed “quasibrittle” (7–9). These are materials in which the fracture process zone (FPZ) is not negligible compared with the cross-section dimension  $D$  (and may even encompass the entire cross section).

Depending on the scale of observation or application, quasibrittle materials include concrete, fiber composites, toughened ceramics, rigid foams, nanocomposites, sea ice, consolidated snow, rocks, mortar, masonry, fiber-reinforced concretes, stiff clays, silts, grouted soils, cemented sands, wood, paper, particle board, filled elastomers, various refractories, coal, dental cements, bone, cartilage, biological shells, cast iron, and modern tough alloys. In these materials, the FPZ

(the length of which is usually 5–50 times the dominant material inhomogeneity size) undergoes softening damage such as microcracking; it represents almost the entire nonlinear zone at the crack tip, and the transverse stress declines gradually along the FPZ length (9–13). In ductile fracture of metals, by contrast, the FPZ is essentially a point within a large nonlinear zone undergoing plastic yielding rather than damage. The FPZ length can vary enormously; it is typically  $\approx 50$  cm in normal concretes, 5 cm in high-strength concretes,  $10 \mu\text{m}$  to 1 mm in fine-grained ceramics, 10 nm in a silicon wafer, 100 m in a mountain mass intersected by rock joints, 1–10 m in an Arctic sea ice floe, and  $\approx 20$  km in the ice cover of Arctic Ocean (consisting of thick floes a few kilometers in size, connected by thin ice). If the FPZ is negligible compared with  $D$ , a quasibrittle material becomes perfectly brittle, i.e., follows linear elastic fracture mechanics (LEFM). Thus, concrete is quasibrittle on the scale of normal beams and columns but perfectly brittle on the scale of a dam. Arctic Ocean cover, fine-grained ceramic, or nanocomposite are quasibrittle on the scale of 10 km, 0.1 mm, or  $0.1 \mu\text{m}$  but brittle on the scale of 1,000 km, 1 cm, or  $10 \mu\text{m}$ , respectively.

## Scaling Laws and Their Asymptotic Support

**Asymptotics of Energetic Size Effect.** First, let us show an elementary explanation of the nonstatistical size effect in a very specific situation (14). Consider rectangular panels of different sizes under initially uniform uniaxial tension  $\sigma_N$  (Fig. 1a) and assume that their failure modes are similar, which means that  $a_0/D =$  constant at maximum load  $P_{\max}$  ( $a_0 =$  crack length excluding the FPZ). Formation of a crack relieves the stress, and thus releases strain energy, approximately from the shaded triangles on the crack flanks, limited by lines of some slope  $k$  emanating from the middle of the FPZ. To determine  $k$ , one would need to solve the boundary value problem of elasticity, but for us it suffices to know that  $k$  is constant for similar panels of different sizes  $D$ . The potential energy (ends being fixed) is  $\Pi(a) = \Pi_0 - (\sigma_N^2/2E)bA_r$ , where  $\Pi_0 =$  constant and  $A_r =$  area of the triangles  $= ka^2$  ( $a = a_0 + c_f \approx$  equivalent crack length,  $c_f =$  constant  $\approx$  half length of the FPZ; Fig. 1a). The supports being fixed, the fracture can grow if the rate of energy release,  $-\partial\Pi/\partial a$ , is equal to the energy dissipation rate  $bG_f$  ( $G_f =$  fracture energy of material). Solving  $\sigma_N$  from this condition, one obtains the classical energetic size effect law for failures with large cracks or notches (14) (Fig. 1e and j–p):

$$\sigma_N = \sigma_0(1 + \beta)^{-1/2}, \quad \beta = D/D_0. \quad [1]$$

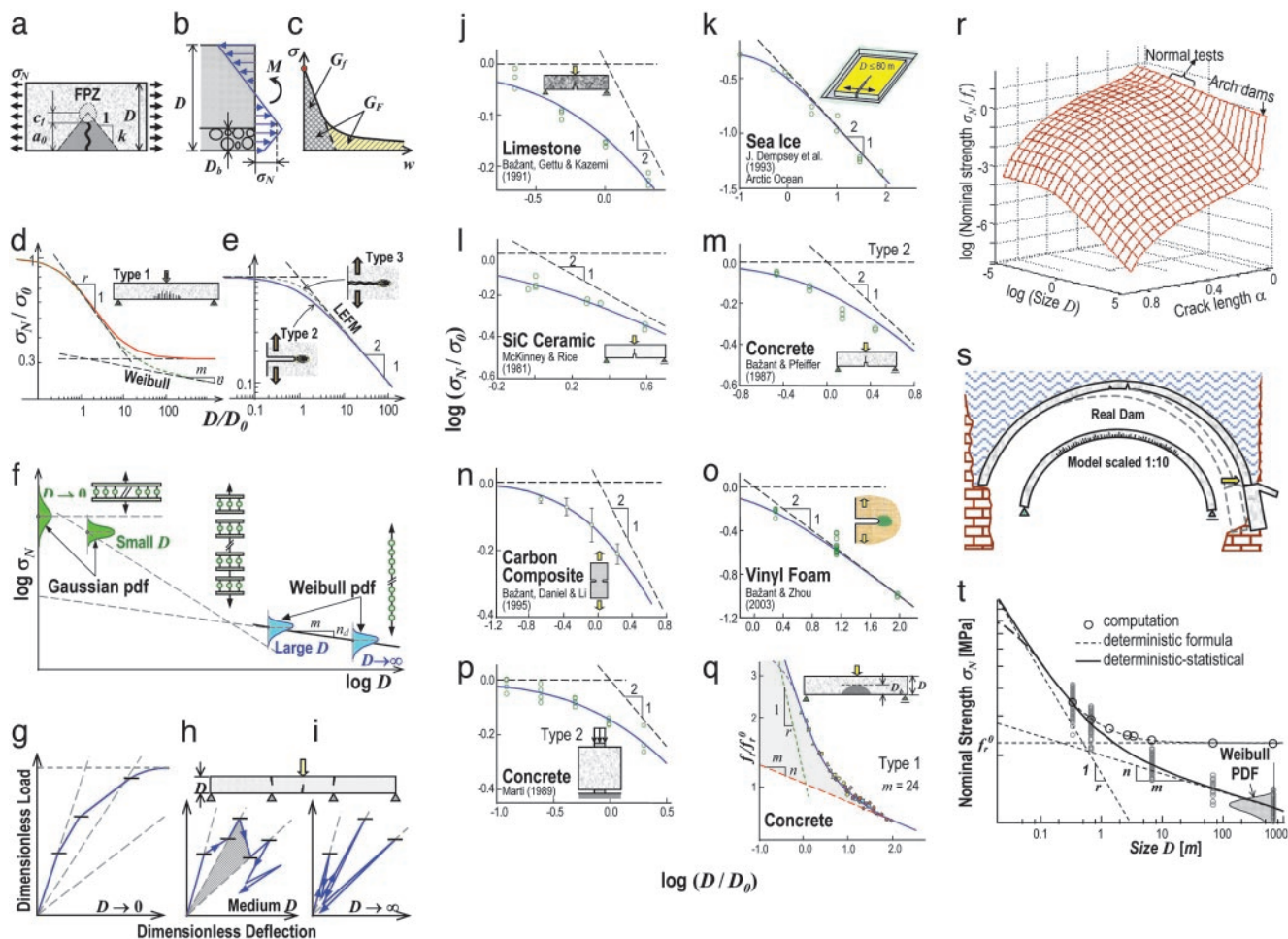
$D_0 = c_f(D/a_0)$  and  $\sigma_0 = (EG_f/kc_f)^{1/2}$  are constants (independent of  $D$ ). The size-effect law in Eq. 1 applies to many geometries. It was verified experimentally and justified theoretically for a surprisingly broad range of many different

Abbreviations: FPZ, fracture process zone; LEFM, linear elastic fracture mechanics; pdf, probability density function; CoV, coefficient of variation; SFEM, stochastic finite element method.

See accompanying Biography on page 13397.

\*E-mail: z-bazant@northwestern.edu.

© 2004 by The National Academy of Sciences of the USA



**Fig. 1.** Explanation of the causes and trends of size effect and documentation of its experimental support and engineering application. (a and b) Size-effect sources in notched and unnotched beam. (c) Stress-separation curve. (d–i) Size-effect laws. (j–q) Type 1 and 2 size-effect laws compared with tests of various materials (referenced in refs. 9, 12, and 13). (r) Universal size-effect law. (s and t) Example of Malpasset Dam and its size effect.

materials and structures (9, 12–23). The law was derived by asymptotic approximations of equivalent LFM (9, 15, 18, 24), of the cohesive crack model (9, 12) and of J-integral (25) and was verified by numerical simulations with the crack band model, nonlocal-damage model, and various types of random-particle or lattice models. Another nonstatistical scaling law of broad applicability was later found for failures at crack initiation (9, 12, 13, 17, 26–32).

It will now be shown that both scaling laws follow logically from the general asymptotic properties of quasibrittle fracture if one exploits the asymptotic matching philosophy well known from fluid mechanics (33–36). Although the asymptotic matching properties of the size-effect laws were recently highlighted (12, 13, 37–39), a systematic matching procedure was not used and will be presented here.

As a compromise between reality and simplicity, quasibrittle fracture may be described by the cohesive (or fictitious) crack model, originated by Barenblatt (40) and extended by others (9, 41–44). The FPZ at the crack front (Fig. 1 a, e, and o) is modeled as a fictitious line crack transmitting cohesive (crack-bridging) stresses  $\sigma = f_i \varphi(\bar{w})$ ;  $\bar{w} = wf_i/G_f =$  dimensionless opening;  $w =$  crack opening (separation);  $f_i =$  tensile strength of material;  $\varphi(\bar{w}) =$  monotonically decreasing (softening) function (Fig. 1c), assumed to have a finite initial slope;  $G_f = -f_i^2/[2d\sigma(0)/dw] =$  area under the initial tangent of  $\sigma(\bar{w})$ -curve (Fig. 1c);  $G_f$  is called the initial fracture energy, to be distinguished from the usual fracture energy

$G_F = \int_0^\infty \sigma dw = G_f \int_0^\infty \varphi(\bar{w}) d\bar{w} =$  total area under the complete  $\sigma(\bar{w})$ -curve (Fig. 1c) = critical energy flux into the FPZ in infinite body (41). By definition,  $\varphi(0) = 1$  and  $\varphi'(0) = -1/2$ .

Depending on the first two nonzero terms of the asymptotic expansions in powers of  $D$  and  $D^{-1}$ , there exist three and only three types of size effect (12, 13, 37):

$$\text{For } D \rightarrow 0: \sigma_N = b_0 - c_0 D + \dots \quad (\text{all types}) \quad [2]$$

$$\text{For } D \rightarrow \infty: \sigma_N = b_1 + c_1 D^{-1} + \dots \quad (\text{type 1}) \quad [3]$$

$$\sigma_N = D^{-1/2}(b_2 - c_2 D^{-1} + \dots) \quad (\text{type 2}) \quad [4]$$

$$\sigma_N = D^{-1/2}(b_3 - c_3 D^{-2} + \dots) \quad (\text{type 3}) \quad [5]$$

where  $b_0, c_0, \dots, c_3$  are positive constants determined by structure geometry (sections 2.12 and 9.4 and equations 9.61, 9.39, and 9.73 in ref. 12). Type 1 (Fig. 1d) occurs if the geometry is such that  $P_{\max}$  is reached at crack initiation from the FPZ at a smooth surface, i.e., as soon as the FPZ is fully formed; type 2 (Fig. 1e) occurs if there is a large notch or preexisting stress-free (fatigued) crack and if the geometry is positive (12), i.e., such that  $P_{\max}$  occurs while the FPZ is still attached to the tip; and type 3 occurs if a large crack can grow stably prior to  $P_{\max}$  [negative geometry (12)]. The size-effect types 1 and 2 are very different, but types 2 and 3 are quite similar and hardly distinguishable in fracture testing (Fig. 1e). Eq. 2 was derived by

perturbation analysis of the elastic boundary value problem (12, 13, 37). Eqs. 3–5 were derived from equivalent LEFM and verified by asymptotic expansions based on the smeared-tip method (12, 13, 15, 45).

The first terms in Eqs. 2–5 represent power-law scaling. Transition from one power law to another is normally handled by renormalization group transformation (34). This transformation, however, merely identifies the intersection of adjacent power laws, relating one power law to another. It does not describe the gradual transition between them, which can be very broad, often spanning 3 or 4 orders of magnitude. Thus, the second asymptotic terms are important, too.

**Asymptotics of Energetic-Statistical Size Effect.** In Weibull theory, the failure probability at a continuum point is assumed to be a function of the stress at that point. However, for heterogeneous (quasibrittle) materials, one must introduce a nonlocal generalization in which it is assumed that the probability of failure at a given point of the macroscopic smoothing continuum is a function of the average strain in a certain neighborhood of that point, the size of which is a material property (46). This hypothesis, which was shown to give good agreement with experimental observations (29–32), has the nonlocal damage model as its deterministic limit and permits dealing with failures occurring not only at crack initiation (type 1) but also after large crack growth (types 2 and 3). Numerical simulations as well as asymptotic approximations of nonlocal Weibull theory (46) have shown that, in quasibrittle failures, material randomness does not appreciably affect the mean energetic size effect except for large structures failing at crack initiation. Therefore, the asymptotic properties in Eqs. 2–5 apply to the mean  $\sigma_N$ , except that Eq. 3 for asymptotic type 1 size effect must be modified:

$$\text{for } D \rightarrow \infty: \quad \sigma_N = C_1 D^{-n/m} + \dots \quad (\text{type 1}). \quad [6]$$

Here  $m$  = Weibull modulus and  $n$  = number of dimensions in which the structure is scaled ( $n = 1, 2, 3$ ); typically,  $m = 10\text{--}40$  and  $n/m \ll 1$ . Eq. 6 means, not surprisingly, that Weibull size effect must apply for failures at crack initiation if the FPZ is negligible compared with  $D$ .

**Asymptotic Matching Law for Type 2 or 3 Scaling.** The general approximate size-effect law can be derived by combining dimensional analysis with asymptotic matching. From the  $\Pi$ -theorem of dimensional analysis (33, 34), two special size effects can be readily proven: (i) if the failure depends on  $f_i$  (dimension  $\text{N}/\text{m}^2$ ) but not  $G_f$ , then there is no size effect, i.e.,  $\sigma_N = \text{constant}$  (this is so for all elastoplastic failures); (ii) if the failure depends on  $G_f$  (dimension  $\text{J}/\text{m}^2$ ) but not on  $f_i$ , then there is a size effect of the type  $\sigma_N \propto D^{-1/2}$  (this is so for LEFM if the cracks or notches are geometrically similar). Nothing more can be deduced from dimensional analysis alone.

One can, however, deduce more information after considering the physical meaning of the material characteristic length governing the FPZ size,  $\ell = EG_f/f_i^2$  (47). The FPZ length and width for  $D \rightarrow \infty$  are  $\eta\ell$  and  $\eta'\ell$  where  $\eta$  and  $\eta'$  are constants of the order of 1 depending on microstructure characteristics (the parameter  $l_e = G_f/E$  is also a length but is irrelevant for failure because it controls the ratio of deformation to stress intensity factor  $K_I$  in LEFM). Depending on the ratio  $D/\ell$ , two asymptotic cases may be distinguished (Fig. 1 *e* and *j-p*). (i) When  $D/\ell \rightarrow 0$ , the body is much smaller than a fully developed FPZ. Thus,  $G_f$  cannot matter. Therefore, the case of no size effect,  $\sigma_N = \text{constant}$ , is the small-size asymptote. (ii) When  $D/\ell \rightarrow \infty$ , the FPZ becomes a point in dimensionless coordinates and the stress field approaches a singularity. Thus,  $f_i$  cannot matter. Therefore, the LEFM scaling,  $\sigma_N \propto D^{-1/2}$ , is the large-size asymptote of quasibrittle failure [which is represented by a straight line of

slope  $-1/2$  in the plot of  $\log \sigma_N$  versus  $\log D$  (Fig. 1 *e* and *j-p*)]. For the intermediate sizes, the size-effect curve may be expected to be a gradual transition between these two asymptotes. It will now be shown that the approximate form of this transition can be deduced after noting how the asymptotes are approached, i.e., by exploiting the higher-order asymptotic terms in Eqs. 2 and 4.

Examining the formulation of the boundary value problem with cohesive crack to dimensionless variables, one concludes that [if the structure shape,  $a_0/D$  and curve  $\varphi(\bar{w})$  are fixed]  $\sigma_N$  depends on only three parameters,  $f_i, D$  and  $K_c$ , where  $K_c = (EG_f)^{1/2} = \text{mode I fracture toughness for plane strain}$ ,  $E = \text{Young's modulus}$  [for plane stress,  $E$  needs to be everywhere in this article replaced by  $E' = E/(1 - \nu^2)$ ;  $\nu = \text{Poisson ratio}$ ]. Thus, there are four governing parameters,  $\sigma_N, D, f_i$ , and  $K_c$ . Because they involve two independent physical dimensions (length and force), the  $\Pi$ -theorem (33, 34) implies that there can be only  $4 - 2$ , i.e., two independent dimensionless parameters,  $\Pi_1$  and  $\Pi_2$ .

So, the equation governing failure may be written as  $F(\Pi_1, \Pi_2) = 0$ , where function  $F$  is assumed to be sufficiently smooth. Although many diverse choices of  $\Pi_i$  ( $i = 1, 2$ ) are possible, the key idea proposed here is to make a choice for which, in each asymptotic case, all  $\Pi_i$  vanish except one. If consideration is limited to dimensionless monomials, this can be most generally achieved by choosing

$$\Pi_1 = (\sigma_N/f_i)^p (D/\ell)^u, \quad \Pi_2 = (\sigma_N/f_i)^q (D/\ell)^v, \quad [7]$$

where  $p, q, u$ , and  $v$  are four unknown real constants. Indeed, if we let  $\Pi_1 = 0$  correspond to  $D \rightarrow 0$ , then  $F(0, \Pi_2) = 0$ , which implies that  $\Pi_2 = \text{constant}$  or  $\sigma_N^q D^v = \text{constant}$  for  $D \rightarrow 0$ , which must be the case of no size effect; hence,  $v = 0$ . If we let  $\Pi_2 = 0$  correspond to  $D \rightarrow \infty$ , then  $F(\Pi_1, 0) = 0$ , which implies that  $\Pi_1 = \text{constant}$  or  $\sigma_N^p D^u = \text{constant}$ , or  $\sigma_N \propto D^{-u/p}$  for  $D \rightarrow \infty$ , which must be the LEFM scaling; hence,  $u/p = 1/2$  or  $u = p/2$ . To find  $p$  and  $q$ , we truncate the Taylor series expansion of  $F$  after the linear terms:

$$F(\Pi_1, \Pi_2) \approx F_0 + F_1 \Pi_1 + F_2 \Pi_2 = 0 \quad [8]$$

$$\text{or } F_1 (\sigma_N \sqrt{D}/f_i \sqrt{\ell})^p + F_2 (\sigma_N/f_i)^q = -F_0, \quad [9]$$

where  $F_1 = [\partial F/\partial \Pi_1]_0$  and  $F_2 = [\partial F/\partial \Pi_2]_0$  (evaluated at  $\Pi_1 = \Pi_2 = 0$ ) and  $F_0 = F(0, 0)$  ( $F_0, F_1, F_2 \neq 0$ ). For general  $p$  and  $q$ , the last equation cannot be solved explicitly for  $\sigma_N$ , but it can for  $D$ :

$$D = \ell f_i^2 (-F_0/F_1)^{2/p} \sigma_N^{-2} [1 + (F_2/F_0 f_i^q) \sigma_N^q]^{2/p}. \quad [10]$$

This may be compared with the inverse of the large-size asymptotic expansion (Eq. 4), which has the form

$$D = B_2 \sigma_N^{-2} (1 - C_2 \sigma_N^2 + \dots) \quad [11]$$

for  $\sigma_N \rightarrow 0$  ( $B_2, C_2 = \text{positive constants}$ ). Evidently, matching of the first two terms of this expansion requires  $p = q = 2$ . Then, Eq. 9 can be solved for  $\sigma_N$ . This yields, and verifies, the size-effect law (Eq. 1) (Fig. 1 *e* and *j-p*) in which  $\sigma_0 = f_i (-F_0 F_2)^{-1/2}$  and  $D_0 = \ell F_2/F_1$ . For  $D \rightarrow 0$ , Eq. 1 has the approximation

$$\sigma_N \approx \sigma_0 (1 - D/2D_0), \quad [12]$$

which verifies that the form of the second term of small-size expansion (Eq. 2) can be matched, too. Thus, Eq. 1 is the simplest formula for type 2 size effect that can match four asymptotic terms, two for  $D \rightarrow 0$  and two for  $D \rightarrow \infty$ . [However, if not only the form of the second-order terms but also the values of all four coefficients  $b_0, c_0, b_2$ , and  $c_2$  are given, a slightly more general formula with four adjustable parameters is needed (48).]

More complex formulas of the same asymptotic accuracy, but more flexible in data fitting, can be obtained by replacing Eq. 7 with dimensionless polynomials (or other monotonic functions of  $\Pi_1$  and  $\Pi_2$ ). Such formulas can make a significant difference only if the size effect needs to be modeled for a size range exceeding  $\approx 1\frac{1}{2}$  orders of magnitude of  $D$ . Their merit is that they can capture a spectrum of fracture energies (12, 49), each of which is associated with a different order of magnitude of  $D$ .

The type 3 size-effect formula ensues similarly. The result is

$$\sigma_N = \sigma_0[(1 + D/\chi D_0)^{-1} + D/D_0]^{-1/2}, \quad [13]$$

where  $\sigma_0$ ,  $D_0$ , and  $\chi$  = constants (Fig. 1e). To ensure monotonicity,  $\chi \geq 1$  (12, 37).

**Asymptotic Matching Law for Type 1 Scaling.** Failures at macrocrack initiation from a smooth surface need a somewhat different approach. They can be treated as a limit case of finite crack for  $a_0 \rightarrow 0$  (12, 15, 28), but because the energy release rate at crack initiation is zero, it is easier to analyze the stress redistribution caused by a finite FPZ that releases energy and must occur before a macrocrack can initiate. The nonstatistical type 1 size effect (also called, albeit not quite accurately, the strain-gradient effect) can be instructively explained by the flexural test of a beam (Fig. 1b and q) (26).  $G_f$  is here irrelevant for  $P_{\max}$ , and what matters is the thickness,  $\lambda\ell$ , of the boundary layer of cracking ( $\lambda$  being a constant of the order of 1, depending on microstructure properties).  $P_{\max}$  occurs roughly when the average of the elastically calculated flexural stress  $\sigma$  over the thickness of the boundary layer equals  $f_r$ , i.e., when  $k_M Mc/I = f_r$ , in which  $I = bh^3/12$ ,  $c = D/2 - \lambda\ell/2$ ,  $M = k_M L(\sigma_N bD) =$  bending moment,  $L =$  beam span, and  $k_M =$  constant for geometrically similar beams. Solution yields  $\sigma_N = f_r^0/(1 - \xi)$ , where  $\xi = \lambda\ell/D$  and  $f_r^0 = f_r(D/L)/6k_M$  (26). This approximation is second-order accurate for  $\xi \ll 1$  or  $D \gg \ell$  but unacceptable for smaller  $D$  because it jumps to negative  $\sigma_N$ . To get acceptable approximation of the same second-order accuracy in  $D^{-1}$ , set  $(1 - \xi)^{-1} \approx (1 + r\xi)^{1/r}$  ( $r =$  constant  $\neq 0$ ); this gives the deterministic type 1 size effect (Fig. 1d):

$$\sigma_N = f_r^0(1 + r\lambda\ell/D)^{1/r} \quad (\text{type 1, } m \rightarrow \infty). \quad [14]$$

For general dimensional analysis, we need a slightly different procedure than for type 2. Consider the deterministic type 1 first ( $m \rightarrow \infty$ ). Because, according to Eqs. 2 and 3, both asymptotes in the plot of  $\log \sigma_N$  vs.  $\log D$  are horizontal, the curve in Fig. 1d must have an inflexion point. This postulating suggests the existence of what is called an “intermediate asymptote” (34), which consists of some unknown power law. Because it separates the large-size and small-size asymptotics, we now try to match the large-size asymptotic terms alone and choose the large-size asymptote to correspond to  $\Pi_1 = 0$ , i.e., to  $F(0, \Pi_2) = 0$ . This means that  $\Pi_2 =$  constant for  $D \rightarrow \infty$ , and thus  $v = 0$  in Eq. 7. The linear approximation (Eq. 8) cannot in general be solved for  $\sigma_N$ , but it can for  $D$ :

$$\ell/D = (-F_0/F_1)^{-1/u} [(f_i/\sigma_N)^p + (F_2/F_0)(f_i/\sigma_N)^{p-q}]^{-1/u}. \quad [15]$$

The large-size expansion may be generalized as  $\sigma_N = (b_1 + rc_1 D^{-1} + \dots)^{1/r}$ , without contradicting Eq. 3 ( $r =$  arbitrary constant  $\neq 0$ ). The inverse expansion is  $1/D = (-b_1 + \sigma_N^r + \dots)/rc_1$ , and matching of Eq. 15 obviously requires  $u = -1$  and  $p = q = -r$  in Eq. 7. So  $\Pi_1 = (f_i/\sigma_N)^r \ell/D$  and  $\Pi_2 = (f_i/\sigma_N)^r$ . Now Eq. 8 can be solved for  $\sigma_N$ . This yields, and thus verifies, Eq. 14, in which  $\lambda = F_1/rF_2$  and  $f_r^0 = f_i(-F_2/F_0)^{1/r}$ .

For the statistical case ( $m < \infty$ ), we again choose the large-size asymptote to correspond to  $\Pi_1 = 0$ ,  $\Pi_2 =$  constant. To match Eq.

6,  $\sigma_N = C_1 D^{-n/m} \propto f_i(D/\ell)^{-v/q}$ ; thus,  $v/q = n/m$ . Not to lose the deterministic limit, we keep  $p = q = -r$  and  $u = -1$ . Eq. 8 can now be solved for  $\sigma_N$ , which leads to the mean type 1 energetic-statistical size effect (Fig. 1d and q),

$$\sigma_N = f_r^0 [(\lambda\ell/D)^{rn/m} + r\kappa(\lambda\ell/D)]^{1/r}, \quad [16]$$

where  $f_r^0 = \lambda^{-n/m}(-F_2/F_0)^{1/r}$ ,  $\kappa = \lambda^{rn/m-1}F_1/F_2r$ , and  $r$  is a parameter of the order of 1, sensitive to structure geometry.

Eq. 16, however, violates the small-size asymptotics in Eq. 2, and therefore must be modified further, but without affecting the first two large-size asymptotic terms. To bridge the small-size and intermediate asymptotes, we could engage in similar arguments as we did for bridging the large-size and intermediate asymptotes. Suffice to say, the complete law for the mean-size effect of type 1 (Fig. 1d), matching the small-size asymptotics in Eq. 2, is obtained by replacing  $\lambda\ell/D$  in Eq. 16 with  $\theta$  (39):

$$\sigma_N = f_r^0 (\theta^{rn/m} + r\kappa\theta)^{1/rs}, \quad \theta = (1 + D/s\eta\ell)^{-s}\lambda/\eta, \quad [17]$$

where  $\eta =$  positive constant of the order of 1 and  $s$  may be taken as 1. Note that if we let  $\eta \ll D/\ell \ll \lambda$ , or  $\lambda/\eta \rightarrow \infty$ , Eq. 17 converges to the intermediate asymptote, which is given by the power law  $\sigma_N = s_0(\kappa r \eta_0 \ell)^{1/r} D^{-1/r}$  and coincides with the small-size asymptote of Eq. 16 as well as with the large-size asymptote of  $f_r^0 \theta^{rn/m}$ . The physical reason for the existence of an intermediate asymptote is that normally the size of averaging domain in nonlocal Weibull theory (approximately the FPZ width) is much smaller than the FPZ length (39). Eq. 17 is supported by finite element simulations with nonlocal Weibull theory as well as test data from 10 different labs [all combined in one dimensionless plot in Fig. 1q (29–31)]. However, test data for concrete and composites show that the  $D$  values for which the difference between Eqs. 16 and 17 is significant are less than the material inhomogeneities, which means that Eq. 16 should mostly suffice in practice.

For bending of laminates or unreinforced concrete beams, the Weibull statistical component in Eq. 16 or 17 is usually insignificant for normal sizes (30, 50). It becomes significant only for bending fracture of very large structures such as arch dams.

**Bridging of LEFM and Plasticity.** To identify the size-effect parameters, one needs to anchor them to LEFM for  $D \rightarrow \infty$  and to plasticity for  $D \rightarrow 0$ . In LEFM, the dimensionless energy release function  $g(\alpha)$  characterizes the effect of structure geometry; it is defined as  $g(\alpha) = k^2(\alpha)$ , where  $\alpha = a/D =$  relative length of crack or notch and  $k(\alpha) = K_I(a)/\sigma_N \sqrt{D}$ . The tip  $\alpha$  of an equivalent LEFM crack is placed into the middle of the FPZ, and the LEFM relation  $\sigma_N = [EG_f/Dg(\alpha)]^{1/2}$  is expanded into Taylor series in  $\theta = \alpha - \alpha_0 = c_f/D$  about the initial relative length  $\alpha_0$  of crack or notch, which is assumed to be the same for different  $D$ . Depending on which terms of this series vanish (first, second, or neither), and making sure that  $\sigma_N$  for  $D \rightarrow 0$  is finite (as required by plasticity), one obtains type 1 and 2 size-effect Eqs. 1 and 17. However, their parameters are now expressed in terms of  $g(\alpha)$ , which introduces the effect of structure geometry [similar formulas ensue more rigorously by the smeared-tip method, in which a cohesive crack is regarded as a superposition of infinitely many LEFM cracks with continuously distributed tips and infinitely small  $K_I$  (12)]. For type 2, the relation  $\sigma_N = [EG_f/Dg(\alpha)]^{1/2}$  with  $g(\alpha) \approx g(\alpha_0) + g'(\alpha_0)c_f/D$  yields Eq. 1 with

$$D_0 = c_f g'(\alpha_0)/g(\alpha_0), \quad \sigma_0 = \sqrt{EG_f/D_0 g(\alpha_0)}, \quad [18]$$

where  $c_f = EG_f/\sigma_0^2 g(\alpha_0) = \ell(f_i/\sigma_0)^2 g'(\alpha_0) \approx$  half of FPZ length at  $P_{\max}$  (ref. 48, Eq. 13) ( $c_f$  depends on geometry but not on  $D$ );

and  $\beta = D/D_0 = (D/c_f)g(\alpha_0)/g'(\alpha_0) = B^2g(\alpha_0)(D/\ell)$  is called the brittleness number, because it characterizes proximity to the brittle behavior of LEFM, even for different geometries (18, 51);  $B$  is a geometry parameter of the order of 1, computed as if the crack were filled with a plastic “glue” (48).

Type 2 size effect has also been described in terms of equivalent  $K_I^{eq}$ , evaluated from tests as if  $c_f$  were 0, using LEFM; from Eq. 1 we have  $K_I^{eq} = K_c[\beta/(1 + \beta)]^{1/2}$  (18, 51).

Eq. 16 for type 1 size effect (typical of flexure of unnotched unreinforced beams) can be obtained as the limit case of equivalent LEFM when  $\alpha_0 \rightarrow 0$ . Because  $g(0) = 0$ , one has  $g(\alpha) \approx g'(0)c_f/D + g''(0)c_f^2/2D^2$ . If (as usual)  $g''(0) < 0$ , the second-order approximation leads to Eq. 16, in which  $\lambda = -rf_i^2g''(0)/4\sigma_0^2$ ,  $f_r^0 = \sigma_0/f_i g'(0)$  (12, 28).

**Universal Size-Effect Law.** The size-effect that bridges types 1 and 2 (i.e., for short notches or short cracks comprised within the boundary layer) is more complex. Using similar asymptotic matching procedures, one can construct the universal size-effect law (17). Fig. 1r shows a plot of its formula (38) matching all the seven asymptotic terms in Eqs. 2 and 4, and in Eq. 6 for the statistical case (with finite  $m$ ).

**Scaling of Probability Density Distribution of Failure Load.** Structures must typically be designed for failure probabilities  $p_f$  of the order of  $10^{-7}$ . Such a low probability can be assessed only theoretically, taking into account the size effect on the probability density function (pdf) of  $\sigma_N$ , based on the nonlocal Weibull theory (39). For  $D \rightarrow 0$ , failure is nonpropagating and must occur nearly simultaneously along the entire failure surface. Thus, the pdf of  $\sigma_N$  must be Gaussian (except in far-off tails), as deduced from Daniels' fiber bundle model (52) (Fig. 1f Upper Left). With increasing  $D$ , the asymptotic size effect on the mean strength is nil, and the coefficient of variation (CoV) asymptotically decreases as  $D^{-1/2}$ . For  $D \rightarrow \infty$ , the pdf must be Weibull, corresponding to the weakest-link chain model (Fig. 1f Right), which implies a size-independent CoV. The gradual transition of pdf from Gaussian to Weibull, exemplified by various load-sharing models (53, 54), can be obtained by asymptotic matching (39) and calibrated by a chain-of-bundles model (Fig. 1f Center) (31).

**Scaling for Interacting Fractures.** Some failures require several fractures to form at different places. For example, statically indeterminate reinforced concrete beams or frames will collapse only after several critical cross sections (Fig. 1h and i) develop fractures due to bending (either at the tensioned face or, if reinforced for tension, at the compressed face). For not too large  $D$ , the cohesive fractures in different cross sections develop simultaneously (Fig. 1h), causing a complex size effect. For  $D \rightarrow 0$ , the behavior tends to be quasiplastic (Fig. 1g) with no size effect. For large enough  $D$ , the fractures occur in sequence (note the spikes in Fig. 1i), and then only one of them governs  $P_{max}$  (12, 13).

**Some Generalizations.** In compression fracture, e.g., kink bands in fiber composites, the softening curve of  $\sigma$  versus  $w$  may terminate with a finite residual stress  $\sigma_R$ . In that case, Eq. 1 must be replaced by

$$\sigma_N = \sigma_0(1 + \beta)^{-1/2} + k_r\sigma_R, \quad [19]$$

( $k_r = \text{constant}$ ), which can be deduced from the J-integral (25).  $G_f$  now represents the area between curve  $\sigma(w)$  and line  $\sigma = \sigma_R$ . Eqs. 2–5 and 7–12 remain valid if  $\sigma_N$  is replaced by  $\sigma_N - k_r\sigma_R$ .

Shear fracture of mode II or III can be analyzed similarly, with  $G_f$  replaced by the shear fracture energy.

## Conspectus of Applications and Ramifications

Now that the general theory has been expounded, various applications and ramification will be reviewed succinctly. There is no room for complete references; they are found in refs. 9, 12, and 13.

**Standards for Material Fracture Testing.** Expressing the size effect in Eq. 1 with 18 by means of function  $g(\alpha)$  brings about the advantage that, by measuring the maximum loads for not-too-small notched specimens of different sizes (and possibly also different geometries), one can identify the mean and CoV of  $G_f$ ,  $c_f$ , and  $\ell$  (9, 12, 18, 24, 51) [this became a standardized testing method (55)]. The data fitting can be reduced to linear regression with slope  $1/G_f$  and intercept  $c_f$ . The  $G_f$  thus obtained is the so-called initial fracture energy (48) (Fig. 1c) (roughly,  $G_f \approx 0.4 G_F$  for concrete, although the scatter is large). The reason why the size-effect method yields  $G_f$  rather than  $G_F$  is that the cohesive stresses  $\sigma$  at  $P_{max}$  are everywhere in the FPZ of test specimens (as well as not-too-large structures) on the initial tangent (and not on the long tail, Fig. 1c) of the softening curve, exceeding  $f_i/3$  everywhere (48, 56, 57) (which explains why  $G_f$ , rather than  $G_F$ , must be used in Eqs. 7–13).

Recent work led to a more convenient (zero-brittleness) version of the size-effect method of  $G_f$  testing (48), in which it suffices to measure the maximum loads of only one notched specimen of a small size and one small unnotched specimen [except for statistics, this method is equivalent to the measurement of initial slope (57)]. The unnotched specimen permits determining the zero-size limit  $\sigma_0$  (27) of notched specimen strength, because for  $D \rightarrow 0$ , failure is independent of  $G_f$ . For  $D \rightarrow \infty$ , the size-effect method based on equivalent LEFM requires a certain geometry-dependent correction, given by parameter  $B$  defined below Eq. 18 and computed from the cohesive crack model (48).

Measuring the type 2 size effect, one can also deduce the resistance curve (R curve), describing how the apparent fracture energy (determined as in LEFM) varies with the crack extension from a notch. The R curve is the envelope of the family of fracture equilibrium curves for various  $D$ , and using this property one can derive from Eq. 1 an expression for the R curve (9, 18, 24).

**Compression Fracture and Concrete Columns.** Compression failure of concrete and other particulate composites is normally caused by a band of compression splitting cracks, propagating either in the direction of compression or inclined to it. The former is preferred (because extension of the existing axial microcracks requires less energy than formation of new ones). However (similar to Fig. 1a), the inclined transverse propagation causes an asymptotically quadratic increase of energy release with fracture growth, whereas the axial propagation causes a linear increase. Therefore, the former must cause size effect, and the latter must not. So, there must exist a certain critical structure size above which the size effect will favor the inclined propagation. This behavior explains the size effect observed in concrete columns (9, 12, 13, 58) and large compression test specimens (59). The strain energy, and thus the size effect, is greater as the concrete columns are made more slender.

Stable growth of a tensile crack may provoke fracture under compressive stresses parallel to the tensile crack. This is so, e.g., for diagonal shear failure of reinforced concrete beams (60) (in which the size effect is due to compression fracture) and partly for compression punching of concrete slabs. However, for a dipping crack in gravity dam, running in compression direction, failure is caused not by compression but by a flexural crack branch through the ligament. Thus, compression fracture displays a rich palette of large-crack size effects.

**Sea Ice Fracture.** Size effects in sea ice have long been denied, because normal-size tests could not verify them. In retrospect,

the reason was that brine voids, channels and pockets, thermal cracks, bottom roughness, and snow drifts cause the characteristic length of sea ice to be quite large:  $\ell \approx 2\text{--}10$  m for horizontal and  $\approx 0.5$  m for vertical propagation of fracture (12, 25, 61). However, recent Arctic Ocean field tests of floating notched ice specimens of sizes up to  $80 \times 80 \times 1.8$  m, organized by Dempsey *et al.* (22), have established that, on the large scale, Eq. 1 is indeed followed, as predicted by both analytical and numerical studies of vertical penetration and of forces exerted against obstacles by moving ice (61). Eq. 1 explains why the forces measured on oil platforms are  $\approx 1.5$  orders of magnitude less than predicted by standard elastoplastic software.

Long cracks in the Arctic Ocean cover tend to run straight through thick ice floes rather than circuitously through thin ice between them. To explain this curious observation, it was shown (62) that the temperature drop  $\Delta T$  needed to cause horizontal propagation of long flexural cooling cracks over the Arctic Ocean exhibits anomalous asymptotic scaling  $\Delta T \propto D^{-3/8}$  rather than  $D^{-1/2}$  ( $D =$  ice thickness). The reason is that the characteristic flexural wavelength  $L$  of a floating plate is proportional to  $D^{3/4}$  rather than  $D$ , which means that  $\Delta T \propto L^{-1/2}$ , and  $D$  needs to be replaced by  $L$  in Eq. 1.

**Failure of Fiber Composites.** Similar to concrete or ice, this is another field in which size effects have generally been ignored in practice. However, tests (12, 25, 50, 63–65) motivated by new interest in building large ship and aircraft parts almost entirely with polymer composites clearly indicate a strong size effect, unobservable on the normal laboratory scale. For notched specimens, or structures in which a large crack or damage zone develops before  $P_{\max}$ , the type 2 size-effect law (Eq. 1) was shown to apply (63), but the expressions for  $D_0$  and  $\sigma_0$  are complicated by material orthotropy and irregular or star-like shape of a large FPZ. Compression failure due to fiber kinking (with micro-buckling) also follows type 2 size effect law (Eq. 1) but with a modification:  $\sigma_N$  must be replaced by  $\sigma_N - \sigma_r$ , where  $\sigma_r =$  residual compressive stress across the propagating kink band, equal to about a half of the initial compression strength (25). This was deduced from the compressive cohesive crack model for kink band using perturbation analysis of the J integral for the energy flux into the FPZ of kink band and was verified by tests of size effect in compression failure of unidirectional carbon–epoxy and carbon–PEEK (poly-ether-ether-keton) composites.

Fiber-reinforced concretes and polymers with short fibers exhibit more complex size effects, different for two local peaks on the load-deflection curve: one peak for matrix fracture and another for fracture and frictional pullout of fibers from the crack faces.

The size effect observed in flexural failure of laminates (66, 67) has long been attributed to pure Weibull statistical theory. The existing size-effect data alone can of course be fitted by that theory, but it has been neglected to check the corresponding CoV of strength, which would have to match Weibull theory but does not. Weibull moduli  $m$  obtained from size-effect data for various lay-ups of the same prepregs vary immensely (from 4 to 40), but this corresponds to CoV = 23% and 4%, respectively, both of which are totally unrealistic, thus ruling out pure Weibull size effect (50). The mean size-effect data can be matched consistently with the type 1 size-effect law (Eq. 16), in which the statistical part is irrelevant (equal to 1) for normal situations (thickness < 5 cm) and can matter only for much thicker laminates.

**Foams, Sandwich Structures, and Composite Beams.** Vinyl foam typically used for sandwich plates is normally thought to be ductile (68), but tests and simulations reveal a strong type 2 size-effect if the foam has a notch or damaged zone (64, 69–71). So, size effect must naturally be expected in sandwich plates with foam core, as indicated by preliminary tests. However, the size

effect is complicated by core indentation, skin wrinkling, and delamination buckling.

**Hierarchical Size Effects in Composite Structures.** In a large steel–concrete composite beam, the connectors do not fail simultaneously, as plastic limit analysis dictates, but in sequence, similar to a propagating crack. Of course, size effect ensues. But the pullout of the connectors themselves from concrete slab also exhibits a size effect, amplifying the first. The result is a size “super effect,” such that  $\sigma_N \propto D^{-3/4}$  for  $D \rightarrow \infty$  (12, 13, 72).

**Ceramics, Rocks, and Masonry.** Testing of ceramics (e.g., refs. 18 and 73) shows them to be quasibrittle and exhibit a size effect of type 1 or 2 but on a smaller scale ( $\ell$  from 0.1 to 10 mm). The same applies to intact rocks (24, 74).  $\ell$  and  $D_0$  are roughly proportional to the grain size (and can differ by as much as 100:1 between marble and breccia, e.g.). In rock masses, however, the dominant heterogeneity is not the grain size but the spacing of rock joints, typically  $\approx 10$  m. Accordingly, one must expect the characteristic length  $\ell$  for size effect on the sliding of a mountain that consists of jointed rock to be of the order of 100 m. However, the rock excavation scale in normal construction is generally too small for significant size effect of this kind.

Masonry is also quasibrittle, with  $\ell$  of the order of 1 m, which may help to explain the collapses of ancient massive towers in Italy, after about seven centuries of placid existence. The critical time is set by long-term drying of thick walls, causing shrinkage, which leads to compression failure of cladding, assisted by size effect (D. Ferretti and Z.P.B., unpublished results).

**Breakout of Boreholes in Rock and Mining Excavations.** The breakout of deep boreholes under remote compressive stress  $\sigma_N$  exhibits size effect as a function of borehole diameter  $D$ . There may be a residual stress  $\sigma_r$ , and it was shown that  $\sigma_N - \sigma_r$  asymptotically approaches either  $D^{-1/2}$  or  $D^{-2/5}$  (the anomalous exponent  $-2/5$  arises if the spacing of axial splitting cracks around the borehole is not dictated by grain size but is free to minimize  $\sigma_N$ ) (75). The explosive breakout of mining stopes doubtlessly exhibits a similar size effect.

**Triggering of Snow Avalanches and Landslides.** Dry snow-slab avalanches are triggered as mode II (shear) fractures in a weak layer at the slab base. The cohesive crack model leads to a type 2 size effect of slab thickness  $D$  but with a modification: the size effect depends on preexisting frictional stress in a weak layer and is offset by an effect of  $D$  (or snow weight) on fracture energy and residual shear stress. The theory correlates with hundreds of avalanche observations (21).

**Structures with Finite Angle Notches.** The power  $\lambda(\gamma)$  of the elastic stress singularity at finite-angle notches is known to decrease as the notch angle,  $2\gamma$ , increases (76). However,  $P_{\max}$  of a body with such a notch must be determined not from the singularity but from the analysis of a cohesive crack emanating from the notch tip. For  $\gamma \rightarrow 0$ , the type 2 size effect must be approached; for  $\gamma \rightarrow \pi$ , the type 2 size effect must disappear; and for  $D \rightarrow \infty$ , Williams’ (76) stress field must be approached for any  $\gamma$ . From these asymptotic conditions, one can deduce (by similar asymptotic matching as above) the size-effect formula

$$\sigma_N = \sigma_0 [1 + \psi(\gamma)D/D_0]^{\lambda(\gamma)-1}, \quad [20]$$

where functions  $\psi(\gamma)$  and  $\lambda(\gamma)$  are taken from ref. 76. This formula agrees with finite element solutions for a cohesive crack emanating from the notch as well as with tests (38).

**Fatigue, Rate Effect, and Dynamics.** The classical Paris–Erdogan law for increments of crack length  $a$  per cycle,  $\Delta a/\Delta N \propto (C\Delta K_I)^n$ , requires a size-effect correction of  $C$  if the FPZ is not

negligible ( $\Delta K_I$  = amplitude of cyclic  $K_I$ , and  $n$  = constant of the order of 10). Based on Eq. 1, it was shown that  $C = (1 + D_0/D)^{-1/2}$  (9, 12, 13). Under monotonic or sustained loads, viscoelastic behavior of the material causes the FPZ to shorten, which makes the size effect and brittleness for slow or long-time loading greater than for fast or short-time loading (77). For very fast loading, the size effect is significantly modified by rate dependence of the softening stress-separation law of cohesive cracks (77). In dynamics, any type of viscosity  $\eta_v$  implies a characteristic length,  $\ell_v = \eta_v/v\rho$ , and then  $t_{ch} = \ell/v$  becomes a characteristic time for developing size effect ( $v$  = wave velocity and  $\rho$  = mass density).

**Size-Effect Simulation with the Cohesive Crack Model.** Finite element computations of size effect with the cohesive crack model used to require step-by-step computation of the entire loading process for each size (43). However, the size-effect curve can be computed directly after conversion to an eigenvalue problem (12, 13, 78, 79). One must reformulate the problem in dimensionless variables, choose a series of relative crack lengths  $\alpha_i$  ( $i = 1, 2, \dots$ ), and then search for size  $D$  for which the condition  $d\sigma_N/d\alpha = 0$  is satisfied. This leads in dimensionless coordinates to a homogeneous Fredholm integral equation with  $D$  as the first eigenvalue. The load  $P_{max}$  corresponding to each  $\alpha_i$  can then be accurately evaluated after integrating the eigenvector.

**Size-Effect Simulation by Crack Band, Nonlocal, and Discrete Models.** The theoretical length of a fully developed FPZ, as well as its width, may in some applications be much larger than the structural cross-section size  $D$ . In that case, typical for concrete and geotechnical engineering and often composites as well, the FPZ volume needs to be subdivided by finite elements, and the constitutive model must capture gradual strain softening of the material due to distributed damage. However, in the absence of countermeasures, the structural tangent stiffness matrix of such a model is not positive-definite. The result is ill conditioning of the boundary value problem, excessive strain localization into a set of measure zero, pathological zero-dissipation failure, spurious mesh sensitivity, and false size effect. The proper countermeasure is some form of nonlocal continuum concept (80), involving a material characteristic length  $\ell$ . This is achieved by the nonlocal concept of damage (81) and its diverse refinements (82) [including statistical (31)], in which the nonlocal inelastic strain (or its parameter) at a continuum point is averaged over a zone of a certain characteristic size equal roughly to the FPZ width.

Frequently for large structures, the FPZ width need not be subdivided into finite elements, and then the simplest approach is the crack band model (8, 10), now widely used in industry and specialized commercial software (SBETA, DIANA, and ATENA). In that model, the postpeak portion of the softening constitutive law is scaled according to the finite element width so as to ensure correct energy dissipation. For localizing deformation, both the crack band and nonlocal models are approximately equivalent to the cohesive crack model. The long-standing challenge of a realistic three-dimensional constitutive model for softening damage in the FPZ has been met for concrete-like composites with the microplane model (83, 84). A more realistic nonlocal model requires capturing the tensorial interactions of microcracks of various orientations, with their spatial decay, and distinguishing between the shielding and amplification zones of each microcrack (85). Even better is direct simulation of the coarse microstructure by a random particle or lattice model (86).

**Stochastic Finite Element Methods (SFEMs).** Computing loads with required failure probability  $p_f \leq \approx 10^{-7}$  is a challenge that cannot be met by the existing standard SFEMs, because they can capture only low-order statistical moments and not the far-off pdf tail. To

meet this challenge, Weibull statistical size effect must ensue from SFEM for  $D \rightarrow \infty$  if the structure fails at crack initiation (32, 39). The existing standard SFEMs do not pass this check. As a remedy, the probabilistic theory of extreme values must be embedded in the SFEM in some way. This can be done by subdividing the structure into many domains scaled up with the structure size, in each of which the material strength limit is scaled down (according to the stability postulate of extreme value statistics) as a function of domain size (31).

**Grim Example: Malpasset Dam.** Collapse of this record-thin arch dam in 1959 flooded the town of Fréjus (founded by Caesar), killing almost 400 inhabitants. The identified direct cause (slipping of gneiss in abutment; Fig. 1s) is undisputable; however, according to scaling law (Eq. 16), the tolerable displacement of abutment would today be 51% smaller than considered in design in 1951 (30) (and doubtless still smaller if the pdf tail at  $p_f \approx 10^{-7}$  were properly taken into account). The scatter of energetic statistical size effect when the dam is scaled by various ratios is documented in Fig. 1t by computations of M. Vořechovský at Northwestern University (unpublished data) using a Weibull-adapted crack band model (31). Their mean matches Eq. 16 perfectly. Because this law can be calibrated by deterministic computations alone, the use of SFEM, extremely demanding computationally, can be skipped in practice.

**Challenge for Concrete Design Codes.** With many thousands of different structures designed annually, structural engineering (unlike aeronautical engineering) is a field that cannot get by without a simple design code. However, codes are approved by broad society committees and thus are notoriously difficult to update. Nevertheless, the size effect, with probabilistically justified safety provisions, must eventually be introduced into all the code articles guarding against brittle failures of various types (numbering  $\approx 20$ ) (60).

**Scaling of Metal Plasticity at a Micrometer Scale.** Free-standing metallic thin films with a thickness of  $\approx 1 \mu\text{m}$  exhibit under pure tension a strong size effect and stable strain softening similar to concrete on a meter scale (Z.P.B., Z. Guo, and H. Espinosa, unpublished data). The cause is that, on the face that was in contact with substrate, there exists an epitaxially induced boundary layer of much elevated yield strength, which acts in the manner of a type 1 size effect. Moreover, in bending, torsion, and indentation tests, the yield strength is increased due to geometrically necessary dislocations associated with plastic strain gradients. Asymptotic scaling analysis analogous to the present one points out a way to improve the strain-gradient theory (13, 87) and explains the effect of particle size in metal–matrix nanocomposites.

### Closing Comments

Even if the size effect per se is not the analyst's objective, the knowledge of size effect, or scaling, helps in obtaining analytical failure predictions in general. For the actual size of interest, a direct analytical solution may be next to impossible. However, by scaling the structure down to a vanishing size or up to an infinite size, one gets a problem of plasticity or LEM, each of which is much easier. Knowing these asymptotic solutions, an approximate analytical solution for the actual size can then be obtained by asymptotic matching. It is for this reason that the size effect is the key problem for all quasibrittle failures.

Fracture scaling often interacts with spatial, temporal, and thermal scaling of mass transport and chemical processes. An example is the modification of size effect due to shrinkage stresses and microcracking caused by drying of concrete (56), which evolves initially as a square root of both depth and time, and the half-time of which scales as structure thickness square. Processes of material deterioration include microfracturing due to expansion of reacting particles of various sizes (e.g., alkali-silica reaction or sulphate

attack in cements). Typically, particle reactivity goes up when the particle size decreases, but this is offset by the fact that the particle pressure required to fracture the matrix increases (88). Such phenomena, however, are beyond the scope of this overview, and so are the polemics on a possible role of crack fractality (20).

Further opportunities abound. One is bone, the microstructure of which is sure to cause quasibrittle behavior. Hardly

explored from the present viewpoint are biological shells, wood, paper, particle board, stiff clays, silts, coal, super-strength alloys, and most materials on approach to nanoscale. It is doubtless much fertile ground lies beyond our horizon.

This work was supported by Office of Naval Research Grant N00014-02-I-0622 to Northwestern University.

1. Galileo, G. L. (1638) *Discorsi i Dimostrazioni Matematiche Intorno à due Nuove Scienze* (Elsevirii, Leiden, The Netherlands).
2. Mariotte, E. (1686) *Traité du Mouvement des Eaux: Mariotte's Collected Works* (The Hague, The Netherlands), 2nd Ed. (French)
3. Weibull, W. (1939) *Ingeniörsvetenskapsakad. Handl.* **153**, 1–55.
4. Fisher, R. A. & Tippett, L. H. C. (1928) *Proc. Camb. Philol. Soc.* **24**, 180–190.
5. Weibull, W. (1949) *Proc. R. Inst. Technol.* **27**, 1–55.
6. Freudenthal, A. M. & Gumbell, E. J. (1956) in *Advances in Applied Mechanics* (Academic, New York), Vol. 4, pp. 117–157.
7. Walsh, P. F. (1972) *Indian Concr. J.* **46**, 469–470, 476.
8. Bažant, Z. P. (1976) *J. Eng. Mech. Div. Am. Soc. Civil Eng.* **102**, 331–344.
9. Bažant, Z. P. & Planas, J. (1998) *Fracture and Size Effect in Concrete and Other Quasibrittle Materials* (CRC, Boca Raton, FL).
10. Bažant, Z. P. & Oh, B.-H. (1983) *Mater. Struct.* **16**, 155–177.
11. ACI Committee 446 (1992) in *Fracture Mechanics of Concrete Structures*, ed. Bažant, Z. P. (Elsevier, London), 1–140.
12. Bažant, Z. P. (2002) *Scaling of Structural Strength* (Hermes Penton Science, London), 2nd Ed.
13. Bažant, Z. P. (2004) *Introduction aux Effets d'Échelle à la Résistance des Structures* (Hermes, Paris).
14. Bažant, Z. P. (1984) *J. Eng. Mech.* **110**, 518–535.
15. Bažant, Z. P. (1997) *Int. J. Fract.* **83**, 19–40.
16. RILEM Committee QFS (2004) *Mater. Struct.* **47**, in press.
17. Bažant, Z. P. & Chen, E.-P. (1997) *Appl. Mech. Rev.* **50**, 593–627.
18. Bažant, Z. P. & Kazemi, M. T. (1990) *J. Am. Ceram. Soc.* **73**, 1841–1853.
19. Saouma, V. E., Natekar, D. & Hansen, E. (2003) *Int. J. Fract.* **119**, 287–298.
20. Bažant, Z. P. & Yavari, A. (2004) *Eng. Fract. Mech.* **43**, in press.
21. Bažant, Z. P., Zi, G. & McClung, D. (2003) *J. Geophys. Res. Solid Earth Planets* **108**, 2119–2129.
22. Dempsey, J. P., Adamson, R. M. & Mulmule, S. V. (1999) *Int. J. Fract.* **95**, 346–378.
23. Gettu, R., Bažant, Z. P. & Karr, M. E. (1990) *ACI Mater. J.* **87**, 608–618.
24. Bažant, Z. P. & Kazemi, M. T. (1990) *Int. J. Fract.* **44**, 111–131.
25. Bažant, Z. P., Kim, J.-J. H., Daniel, I. M., Becq-Giraudon, E. & Zi, G. (1999) *Int. J. Fract.* **95**, 103–141.
26. Bažant, Z. P. & Li, Z. (1995) *J. Struct. Eng.* **121**, 739–746.
27. Bažant, Z. P. & Li, Z. (1996) *J. Eng. Mech.* **122**, 458–468.
28. Bažant, Z. P. (1998) in *Fracture Mechanics of Concrete Structures* (Proc., FraMCoS-3), eds. Mihashi, H. & Rokugo, K. (Aedificatio, Freiburg, Germany), pp. 1905–1922.
29. Bažant, Z. P. & Novák, D. (2000) *J. Eng. Mech.* **126**, 166–174.
30. Bažant, Z. P. & Novák, D. (2000) *ACI Mater. J.* **97**, 381–392.
31. Bažant, Z. P., Pang, S.-D., Vofechovský, M. & Novák, D. (2004) *Proceedings of the Fifth International Conference on Fracture Mechanics of Concrete Structures* (FraMCoS-5), eds. Li, V. C., Leung, K. Y., Willam, K. J. & Billington, S. L. (Intern. Assoc. of Fracture Mechanics of Concrete Structures, Evanston, IL), pp. 189–196.
32. Bažant, Z. P. (2001) *Proceedings of the Eighth International Conference on Structural Safety and Reliability (ICOSSAR)*, eds. Corotis, R. B., Schueller, G. I. & Shinozuka, M. (Swets and Zeitinger, Balkema, Lisse, The Netherlands), pp. 1–23.
33. Barenblatt, G. I. (1996) *Scaling, Selfsimilarity and Intermediate Asymptotics* (Cambridge Univ. Press, Cambridge, U.K.).
34. Barenblatt, G. I. (2003) *Scaling* (Cambridge Univ. Press, Cambridge, U.K.).
35. Bender, M. C. & Orszag, S. A. (1978) *Advanced Mathematical Methods for Scientists and Engineers* (McGraw-Hill, New York).
36. Hinch, E. J. (1991) *Perturbation Methods* (Cambridge Univ. Press, Cambridge, U.K.).
37. Bažant, Z. P. (2001) in *Fracture Mechanics of Concrete Structures* (FraMCoS-4), eds. de Borst, R., Mazars, J., Pijaudier-Cabot, G. & van Mier, J. G. M. (Swets & Zeitinger, Balkema, Lisse, The Netherlands), pp. 651–658.
38. Bažant, Z. P. & Yu, Q. (2004) *Proceedings of the Fifth International Conference on Fracture Mechanics of Concrete Structures* (FraMCoS-5), eds. Li, V. C., Leung, K. Y., Willam, K. J. & Billington, S. L. (Intern. Assoc. of Fracture Mechanics of Concrete Structures, Evanston, IL), pp. 153–162.
39. Bažant, Z. P. (2004) *Probab. Eng. Mech.* **19**, in press.
40. Barenblatt, G. I. (1959) *Prikl. Mat. Mekh.* **23**, 434–444.
41. Rice, J. R. (1968) in *Fracture: An Advanced Treatise*, ed. Liebowitz, H. (Academic, New York), Vol. 2, pp. 191–308.
42. Palmer, A. C. & Rice, J. R. (1973) *Proc. R. Soc. London Ser. A* **332**, 527–548.
43. Hillerborg, A., Modéer, M. & Petersson, P. E. (1976) *Cem. Concr. Res.* **6**, 773–782.
44. Hillerborg, A. (1985) *Mater. Struct.* **18**, 291–296.
45. Bažant, Z. P. & Zi, G. (2003) *Int. J. Fract.* **119**, 145–159.
46. Bažant, Z. P. & Xi, Y. (1991) *J. Eng. Mech.* **117**, 2623–2640.
47. Irwin, G. R. (1958) in *Handbuch der Physik*, ed. Flügge, W. (Springer, Berlin), Vol. VI, pp. 551–590.
48. Bažant, Z. P., Yu, Q. & Zi, G. (2002) *Int. J. Fract.* **118**, 303–337.
49. Bažant, Z. P. (2002) *Eng. Fract. Mech.* **69**, 165–206.
50. Bažant, Z. P., Zhou, Y., Novák, D. & Daniel, I. M. (2004) *J. Eng. Mater. Technol.* **126**, 29–37.
51. Bažant, Z. P. & Pfeiffer, P. A. (1987) *ACI Mater. J.* **84**, 463–480.
52. Daniels, H. E. (1945) *Proc. R. Soc. London Ser. A* **183**, 405–435.
53. Phoenix, S. L. & Beyerlein, I. J. (2000) *Phys. Rev. E Stat. Phys. Plasmas Fluids Relat. Interdiscip. Top.* **62**, 1622–1645.
54. Mahesh, S., Phoenix, S. L. & Beyerlein, I. J. (2002) *Int. J. Fract.* **115**, 41–85.
55. RILEM (1990) *Mater. Struct.* **23**, 461–465.
56. Planas, J. & Elices, M. (1992) in *Fracture Mechanics of Concrete Structures*, ed. Bažant, Z. P. (Elsevier, London), pp. 939–950.
57. Guinea, G. V., Elices, M. & Planas, J. (1997) *Int. J. Fracture* **87**, 139–149.
58. Brocca, M. & Bažant, Z. P. (2001) *J. Struct. Eng.* **127**, 1382–1390.
59. Burtscher, S. L. & Kolleger, J. (2004) *Proceedings of the Fifth International Conference on Fracture Mechanics of Concrete Structures* (FraMCoS-5), eds. Li, V. C., Leung, K. Y., Willam, K. J. & Billington, S. L. (Intern. Assoc. of Fracture Mechanics of Concrete Structures, Evanston, IL), pp. 173–180.
60. Bažant, Z. P. & Yu, Q. (2004) *J. Struct. Eng.*, in press.
61. Bažant, Z. P. (2002) *J. Appl. Mech.* **69**, 11–18.
62. Bažant, Z. P. (1992) *J. Geophys. Res. Oceans* **97**, 17739–17751.
63. Bažant, Z. P., Daniel, I. M. & Li, Z. (1996) *J. Eng. Mater. Technol.* **118**, 317–324.
64. Bažant, Z. P., Zhou, Y., Zi, G. & Daniel, I. M. (2003) *Int. J. Solids Struct.* **40**, 7197–7217.
65. Wisnom, M. R. (1992) *J. Composite Mater.* **26**, 1173–1180.
66. Jackson, K. E. (1992) *AIAA J.* **30**, 2099–2105.
67. Johnson, D. P., Morton, J., Kellas, S. & Jackson, K. E. (2000) *AIAA J.* **38**, 1047–1054.
68. Gibson, L. J. & Ashby, M. F. (1997) *Cellular Solids: Structure and Properties* (Cambridge Univ. Press, Cambridge, U.K.), 2nd Ed.
69. Zenkert, D. (1989) *Mater. Sci. Eng.* **108**, 233–240.
70. Fleck, N. A., Olurin, O. B., Chen, C. & Ashby, M. F. (2001) *J. Mech. Phys. Solids* **49**, 2015–2030.
71. Olurin, O. B., Fleck, N. A. & Ashby, M. F. (2001) *Adv. Eng. Mater.* **3**, 55–58.
72. Bažant, Z. P. & Vitek, J. L. (1999) *J. Eng. Mech.* **125**, 1308–1314.
73. McKinney, K. R. & Rice, R. W. (1981) in *Fracture Mechanics Testing Methods for Ceramics, Rock and Concrete*, eds. Freiman, S. W. & Fuller, R. W. (Am. Soc. Testing Materials, Philadelphia), pp. 118–126.
74. Carter, B. C. (1992) *Rock Mech. Rock Eng.* **25**, 167–186.
75. Bažant, Z. P., Lin, F.-B. & Lippmann, H. (1993) *Int. J. Num. Anal. Methods Geomech.* **17**, 1–14.
76. Williams, M. L. (1952) *J. Appl. Mech.* **74**, 526–528.
77. Bažant, Z. P. & Li, Y.-N. (1997) *Int. J. Fract.* **86**, 247–265.
78. Li, Y. N. & Liang, R. Y. (1993) *J. Mech. Phys. Solids* **41**, 331–350.
79. Bažant, Z. P. & Li, Y.-N. (1995) *J. Appl. Mech.* **62**, 959–964.
80. Bažant, Z. P., Belytschko, T. B. & Chang, T.-P. (1984) *J. Eng. Mech.* **110**, 1666–1692.
81. Pijaudier-Cabot, G. & Bažant, Z. P. (1987) *J. Eng. Mech.* **113**, 1512–1533.
82. Bažant, Z. P. & Jirásek, M. (2002) *J. Eng. Mech.* **128**, 1119–1149.
83. Bažant, Z. P., Caner, F. C., Carol, I., Adley, M. D. & Akers, S. A. (2000) *J. Eng. Mech.* **126**, 944–953.
84. Bažant, Z. P. & Caner, F. C. (2004) *J. Eng. Mech.* **130**, in press.
85. Bažant, Z. P. (1994) *J. Eng. Mech.* **120**, 593–617.
86. Cusatis, G., Bažant, Z. P. & Cedolin, L. (2003) *J. Eng. Mech.* **129**, 1439–1448.
87. Bažant, Z. P. & Guo, Z. (2002) *Int. J. Solids Struct.* **39**, 5633–5657, and erratum (2003), **40**, 6215.
88. Bažant, Z. P., Zi, G. & Meyer, C. (2000) *J. Eng. Mech.* **126**, 226–232.




# Biography of Zdeněk P. Bažant

Engineer Zdeněk P. Bažant is best known as a world leader in scaling research in solid mechanics (1–6). His research focuses on the effect of structure size on structural strength as it relates to the failure behavior of the structure. He also has made outstanding advances in structural stability (7), fracture mechanics (8), the micromechanics of material damage (8–10), concrete creep (11–13), and probabilistic mechanics (6, 8, 14). He was elected to the National Academy of Engineering in 1996 and to the National Academy of Sciences in 2002, 1 of only 153 members with such a dual appointment. In his Inaugural Article (1), published in this issue of PNAS, Bažant presents a simple justification of the scaling laws for the fracture of quasibrittle materials such as concrete, rock, fiber composites, and sea ice.

Bažant's work has spanned several engineering disciplines, and he has been honored with numerous awards in recognition of his accomplishments. In 1996, he received the Prager Medal from the Society of Engineering Science (SES) and the Newmark Medal from the American Society of Civil Engineers. In 1997, the American Society of Mechanical Engineers awarded him the Warner Medal, which recognizes outstanding contributions to the engineering literature. He has received four honorary doctorates and will be presented with a fifth this fall from l'Institut National des Sciences Appliquées in Lyon, France. Bažant has authored or coauthored six books and more than 450 articles in refereed journals. In 2001, he received the award of Highly Cited Researcher, which is given by the Institute for Scientific Information to only 250 authors worldwide across all engineering fields. In addition, he served as president of SES and was founding president of the International Association of Fracture Mechanics and Concrete Structures.

## Self-Education Through Determination

Born and educated in Prague, Czechoslovakia, Bažant received his undergraduate degree in civil engineering with the highest distinction from the Czech Technical University (ČVUT) in 1960. His gift for mathematics (at high school he was a National Winner of the Mathematical Olympics of Czechoslovakia) and his family's guidance undoubtedly influenced his field selection. Bažant is part of his family's fifth generation of civil engineers: his father was a profes-



Zdeněk P. Bažant

sor of geotechnical engineering, and his grandfather was a professor of structural mechanics, both renowned academics at ČVUT.

Despite being first in his class as an undergraduate, astonishingly, Bažant was not accepted to graduate school. The communist dictatorship in Czechoslovakia at the time often denied higher education to political opponents. Bažant feels that he was not admitted to graduate school because he refused membership in the communist party and because he came from a family of well known, anti-totalitarian intellectuals. Nevertheless, while employed full-time as a construction supervisor and bridge designer, he managed to gain admittance to external graduate study with no obligation to attend graduate courses. "I saw my advisor twice—once to tell him what I wanted to do, and then when I brought him my dissertation," Bažant remembers.

For his dissertation, he developed a new method to analyze creep effects in concrete structures responsible for the fracturing and cracking that occurs in concrete over time (11). In 1963, he was awarded a Ph.D. in engineering mechanics from the Czechoslovak Academy of Sciences in Prague. Despite his unusual graduate experience, Bažant feels that his employment as a design engineer was to his benefit: "First, although studying alone took longer, the knowledge I eventually gained was deeper, because by taking many wrong turns, I learned not only what was true but also

what was untrue, and why. Thus, self-study became my life-long habit." For Bažant there was also a practical benefit: "Without being forced to experience design and construction and without realizing the oversimplifications made in practice, I would have never started thinking about the problems for which I was eventually inducted to the National Academy of Sciences: distributed fracturing and size effects." After receiving his doctorate, Bažant worked at ČVUT researching creep and degradation of fiber-polymer composites. Concurrently, he earned a postgraduate diploma in theoretical physics from Charles University in Prague in 1966 and the degree of docent in concrete structures from ČVUT in 1967.

In 1966, Bažant embarked on a series of visiting research appointments, eventually leading to his immigration to the United States. Collectively, he spent two and a half years at the Centre Experimental de Recherches et d'Études du Bâtiment et des Travaux Publics in Paris, the University of Toronto, and the University of California, Berkeley. While in Toronto, he and his wife considered returning to Czechoslovakia in 1968 during the Prague Spring, the liberation movement before Soviet troops rolled into Czechoslovakia to crush the reform movement. "We actually bought tickets to Prague, but after the Russians invaded, we changed our minds immediately," he said. Committed to staying in the United States, in 1969 Bažant joined the faculty of Northwestern University in Evanston, IL, as associate professor of civil engineering.

Bažant looked forward to the new environment: "I saw a collaborative group of young, bright, competitive, and stimulating people doing first-rate research in solid mechanics." In 1973, Bažant was promoted to full professor, and, later, he was honored with two distinguished professorial chairs: W. P. Murphy Professor of Civil Engineering and Materials Science in 1990 and McCormick School Professor in 2002. In 1981, he founded at Northwestern a research center for concrete and geomaterials and served as its first director. Bažant credits the university's environment for contributing to his success: "Northwestern has probably had the


This is a Biography of a recently elected member of the National Academy of Sciences to accompany the member's Inaugural Article on page 13400.

© 2004 by The National Academy of Sciences of the USA

best and largest solid mechanics group anywhere.”

### Size Effect and Quasibrittle Failure

Of all of his work, Bažant is probably best known for his size effect law, which reflects the fact that quasibrittle failure is decided not only by material strength but also by dissipated energy (2, 3, 8). Until the 1980s, all size effects on structural strength generally were attributed to material strength randomness. In 1984, Bažant revolutionized the scaling theory by deriving a simple size effect law with broad applicability, bridging the scaling laws of plasticity and classical fracture mechanics. He demonstrated theoretically that, in quasibrittle failure that is preceded by large, stable growth of localized fracture or distributed cracking damage, the size effect mainly is caused by stress redistribution and localization of cracking damage associated with the release of energy stored in the structure. He realized that although the rate of energy dissipated at the front of a propagating fracture or at the front of a growing damage band is nearly independent of the structure size, the rate of energy released from the structure into the front would increase with the structure size if the nominal strength of the structure were assumed to be constant; from this, he concluded that energy balance can be achieved only if the nominal strength is considered to decrease with structure size, i.e., if there is an energetic size effect. Bažant with his group verified his size effect law experimentally for various important quasibrittle materials such as concrete, rock, sea ice, fiber composites, rigid foams, and tough ceramics. Bažant further demonstrated that damage caused by distributed cracking can be predicted and numerically simulated by energy-based material models with a characteristic length such as the cohesive crack model, the crack band model, and the nonlocal softening damage models. He also justified the nonlocality of material damage by the micromechanics of interacting and growing cracks (15, 16). Bažant’s groundbreaking concepts have been applied to numerous disciplines, including engineering of concrete structures, ship and aircraft engineering, arctic ice engineering, geotechnical and mining engineering, petroleum engineering, nuclear safety, design of nonmetallic structures resistant to earthquake, blast, groundshock, and impact, and, most recently, to assessment of the danger of snow avalanches and landslides.



Professor Bažant, holding a specimen of carbon-PEEK composite, is examining kink band propagation in the specimen with his research assistants (from left: Qiang Yu, Gianluca Cusatis, Zdeněk Bažant, Martin Andrews, Sze-Dai Pang, and Alessandro Beghini).

### Discovery Comes in Stages

In his PNAS Inaugural Article (1), Bažant presents a simple and general justification of the scaling laws of quasibrittle fracture, broadly applicable to many materials. He exploits the fact that problems of quasibrittle failure are much easier to solve theoretically at the extremes, by examining structures of infinite size and structures of vanishing size. “Brittle and ductile behaviors at these extremes are usually much easier to analyze than the behavior for real sizes. You can then sort of interpolate between these extremes, and the result is surprisingly simple, yet realistic,” he explained. In his article, Bažant reviews the various applications and ramifications of this method for several types of quasibrittle materials on different scales, ranging from 10 nm to 100 km. In addition, he presents cases of structural disasters for which the disregard of size effect in design was a significant factor. “When structures are too large to test, we must learn from disasters,” he said. For example, he examined the 1959 Malpasset Dam disaster: an arch dam that collapsed, flooding the ancient town of Fréjus, France, and killing more than 400 people. “The cause of collapse was that the foundation moved. Every dam is designed for some tolerable movement, but the true tolerable movement was about half of what they thought at the time,” he stated.

Whereas not factoring in the size effect may have contributed to some structural failures, he noted that “the size effect was not known at the time of design, so no one can be blamed for the disaster.”

In addition to the work presented in his Inaugural Article (1), Bažant is working on several other lines of research. One main focus is to develop a method for realistically estimating loads to ensure extremely low probability of failure. “This probability cannot be zero,” he reasons. “It’s generally considered acceptable if the probability of some bridge, tall building, or aircraft frame collapsing is about 1 out of 10 million. Estimating such a tiny probability is beyond experimentation, because we’d have to test a billion identical large structures.” Nevertheless, Bažant is trying to address the probability for quasibrittle failures by asymptotic arguments and computer simulations. He notes, “I would say this is one of the most challenging problems that I have faced.”

In contrast to analyzing the probability of failure in large structures, Bažant also is studying the scaling of strength of polycrystalline metals on approach to the nanoscale (17). “In thin films on submicrometer scales, you see similar phenomena—size effect and gradual softening—as you do in concrete on the scale of meters,” he said. In addition, Bažant continues his research on the effects of creep, nanopore water, and high temperature on concrete, subjects

that he first contemplated while working on his dissertation (11–13). He recognizes that most of his advances have progressed in stages: “You try to solve a problem and, eventually, you just can’t get any farther, so you work on something else. A year later, you return [to the problem], and you get a new idea. Never give up.”

### A Renaissance Man

A man of diverse interests, Bažant approaches his hobbies with the same zeal as he approaches his research. A fan of music, he is a regular patron of the Chicago Symphony and relaxes at home by playing his Steinway piano. Bažant has played tennis since childhood and took up windsurfing two decades ago, but downhill skiing is his greatest passion. He and his wife, Iva, a physician, make regular trips to the Rocky Mountains and the Alps. “If I am so old that I cannot ski, I will just walk the mountain. It’s so beautiful,” he says. In fact, decades ago, his skiing interest precipi-

tated the series of events that led to his becoming a United States citizen.

In 1959, after a terrible skiing injury, Bažant patented a safety ski binding in Czechoslovakia named the ZPB binding. The arrangement of hinges on the ZPB binding made the release of the boot from the ski insensitive to deformation in the ski boot. This feature was especially important for the soft leather boots used at the time. He managed to get a state company to produce 30,000 pairs of these bindings, and, in the early 1960s, ZPB bindings were used by about one-third of all skiers in Czechoslovakia. The royalties, one Czech crown from each pair, amounted to more than double his annual starting salary as an engineer. In Czechoslovakia, royalties were received only during the first 3 years of a patent. “If I had been in the United States, the patent protection would be much longer (17 years) and if [the binding] did well, it might have distracted me from the path I took,” he mused. As a result of his patent’s success, Bažant was appointed as an equipment expert

for the Czechoslovak State Commission for Skiing, which permitted him to travel to Austria to report on the Hahnenkamm ski race in 1966. “Ironically, this trip, my first trip across the Iron Curtain (which eventually led to my becoming a U.S. citizen exactly 10 years later) was because of sports rather than science,” he said.

In 1976, Bažant was named Outstanding New Citizen from the Metropolitan Chicago Citizenship Council, an award of which he is extremely proud: “That was one of the greatest feelings in my life, to become a citizen, finally. Everything that I expected in coming to this country was fulfilled.” Bažant thrives in the competitive research environment in the United States and appreciates that he and his colleagues have the opportunity to work on cutting-edge science: “If I stayed in communist Czechoslovakia, I probably would have worked on old-fashioned problems. I would have achieved far less if I had stayed in my native country.”

Liza Q. Bundesen, *Science Writer*

1. Bažant, Z. P. (2004) *Proc. Natl. Acad. Sci. USA* **101**, 13400–13407.
2. Bažant, Z. P. (2002) *Scaling of Structural Strength* (Hermes Penton Science, London).
3. Bažant, Z. P. (1976) *J. Eng. Mech. Div., Am. Soc. Civ. Eng.* **102**, EM2, 331–344.
4. Bažant, Z. P. (1984) *J. Eng. Mech.* **110**, 518–535.
5. Bažant, Z. P. & Kazemi, M. T. (1990) *J. Am. Ceram. Soc.* **73**, 1841–1853.
6. Bažant, Z. P. & Xi, Y. (1991) *J. Eng. Mech.* **117**, 2623–2640.
7. Bažant, Z. P. & Cedolin, L. (1991) *Stability of Structures: Elastic, Inelastic, Fracture and Damage Theories* (Oxford Univ. Press, New York, and Dover Publications, New York).
8. Bažant, Z. P. & Planas, J. (1998) *Fracture and Size Effect in Concrete and Other Quasibrittle Materials* (CRC Press, Boca Raton, FL).
9. Jirásek, M. & Bažant, Z. P. (2002) *Inelastic Analysis of Structures* (Wiley, London).
10. Bažant, Z. P. & Oh, B.-H. (1985) *J. Eng. Mech.* **111**, 559–582.
11. Bažant, Z. P. (1966) *Creep of Concrete in Structural Analysis* (State Publishers of Technical Literature, Prague) (in Czech).
12. Bažant, Z. P. & Kaplan, M. F. (1996) *Concrete at High Temperatures: Material Properties and Mathematical Models* (Longman, London).
13. Bažant, Z. P., Cusatis, G. & Cedolin, L. (2004) *J. Eng. Mech.* **130**, 691–699.
14. Bažant, Z. P. & Novak, D. (2000) *J. Eng. Mech.* **126**, 166–185.
15. Bažant, Z. P. & Jirásek, M. (2002) *J. Eng. Mech.* **128**, 1119–1149.
16. Bažant, Z. P. & Oh, B.-H. (1983) *Mater. Struct.* **16**, 155–177.
17. Bažant, Z. P. (2002) *J. Mech. Phys. Solids* **50**, 435–443.